



Choosing

whites



Choosing whites made easy

1

Collect inspirational images from magazines and websites, build your colour scheme using the British Paints® colour booklets or visit britishpaints.com.au and britishpaints.co.nz



2

Test your whites choice with *British Paints* colour chips or sample pots. This is the best way to accurately confirm how the whites will look in your space.



3

Choose your gloss level:

MATT	Low light reflection for an elegant finish
LOW SHEEN	Suitable for living areas and bedrooms
SEMI GLOSS	Medium gloss level that withstands frequent cleaning
GLOSS	Use to emphasise door and window trims

4

Purchase your paint and handy tools from the paint aisle. Get started with helpful hints and tips at britishpaints.com.au and britishpaints.co.nz.



Cool whites are perfect for rooms that get a lot of natural sunlight.



Decor

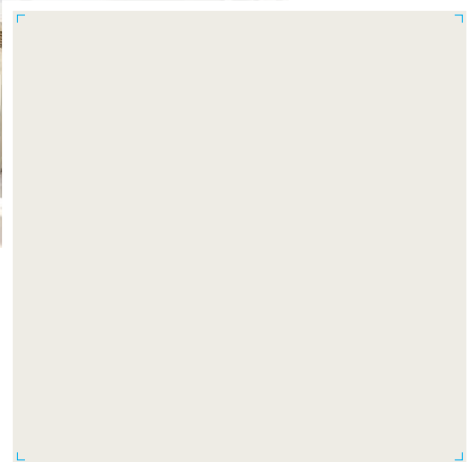
Blue Passion

Panels & trim

White Disclosure


cool whites

Crisp and clean, cool whites help to enhance cooler tones like greys and charcoals. They also work well with bright colours to create a modern space.

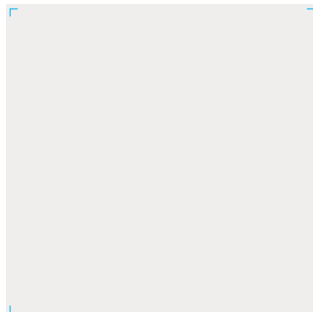


Walls & ceiling


Star White W



Infinity White W




Diamond White W





Unlimited Space W

neutral whites


Simple and stylish, neutral whites are so versatile. They can be combined with splashes of colour or layered with other neutrals to suit your personality.




Neutral whites work beautifully with timber tones.



Tiger White W



Gentle Wind W



Arctic Crossing W


Decor

Freshness


Decor

Bed of Roses


Try warmer whites to brighten your dark or south facing rooms.



Frosted Window W



Winter Chic W

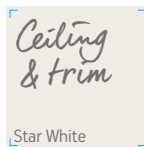


Salt and Sand W




Decor

Fields of Green



*Ceiling
& trim*

Star White



Walls

Tokyo Snow W

warm whites

For a subtle and inviting interior, choose warm whites. Their milky cream tones create cosy spaces of comfort and relaxation.

inside



- ✓ easy to apply and touch up
- ✓ smooth flow for an even finish
- ✓ low splatter for less mess
- ✓ 3 year guarantee against mould*



- ✓ easy apply and touch up
- ✓ protects against mould, mildew and bacteria
- ✓ 7 year guarantee against mould*



- ✓ paint and primer in one
- ✓ 2 coats over bare/repaired plasterboard
- ✓ one coat over similar colours

preparation



- ✓ sealer, primer, undercoat and stain blocking
- ✓ interior and exterior surfaces
- ✓ water based (oil based also available)

doors & trim



- ✓ smooth finish
- ✓ non yellowing
- ✓ low odour
- ✓ interior and exterior surfaces



- ✓ easy to apply
- ✓ no undercoat required on most surfaces
- ✓ hard wearing and resilient

Get started with your painting project

plan

1. Test your British Paints® paint colour with colour chips or sample pots.
2. Choose your gloss level.
3. Calculate amount of paint you need using the *British Paints* Paint calculator.

prep

1. Protect flooring and furniture with drop cloths.
2. Clean all surfaces from dust, oils and grease. Mask windows, door, trims and fittings with painter's tape.
3. Check the surface preparation requirements on can.

paint

1. Mix paint thoroughly with a broad flat stirrer.
2. Choose your painting method: **Brush** where your roller can't reach – around windows, doors, trims, fittings and corners. **Roll** paint in a large zigzag W pattern working in sections.
3. Apply 2 coats ensuring the first coat is completely dry. Check instructions on can.

ceiling



- ✓ 5 year guarantee against mould growth*
- ✓ low splatter
- ✓ helps hide imperfections



- ✓ 5 year guarantee against mould growth*
- ✓ helps hide imperfections
- ✓ paint and primer in one

British Paints Help and Advice: AUST 13 25 25 www.britishpaints.com.au NZ 0800 800 424 www.britishpaints.co.nz

Front cover image: Walls painted with *British Paints Unlimited Space*, trim in *British Paints Smiley White*. For more colour schemes go to britishpaints.com.au or britishpaints.co.nz

Inside flap image: Walls painted with *British Paints Tiger White*, trim in *British Paints Love Note*.



*British Paints, the BP device, and H2OEnamel are registered trade marks.

**Clean&Protect, Paint&Prime, UltraProtect, Colouriser and Prep4in1 are trade marks.

*British Paints Clean&Protect™ is guaranteed for 3 years, Clean & Protect™ Kitchen & Bathroom is guaranteed for 7 years, British Paints Ceiling and Paint&Prime Ceiling is guaranteed for 5 years to resist mould growth. Refer to product label for full conditions. Our goods come with guarantees that cannot be excluded under the Australian Consumer Law. You are entitled to a replacement or refund for a major failure and compensation for any other reasonably foreseeable loss or damage. You are also entitled to have the goods repaired or replaced if the goods fail to be of acceptable quality and the failure does not amount to a major failure. To make a claim under the warranty, please contact British Paints Help & Advice AU 13 25 25; NZ 0800 800 424.

Available at
BUNNINGS
warehouse

British Paints is exclusive to Bunnings Warehouse



9 300611 527738